

FS-GLO insert compatible with Gloomhaven®



FS-GLO

Assembly Instructions

Notes:

The package contains 10 sheets, five of them are identical to the other five.

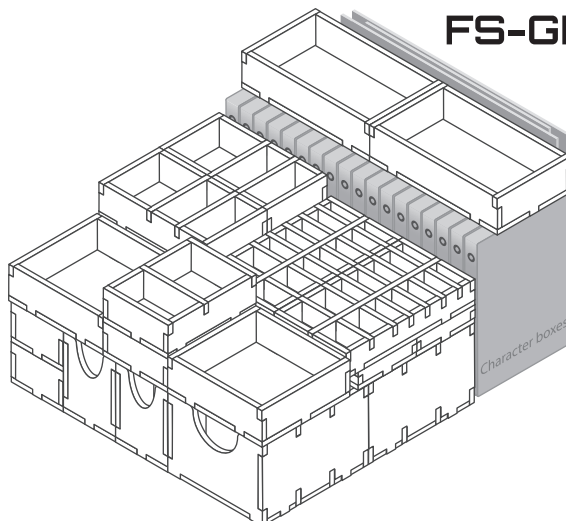
Each tray is doubled.

After assembly the trays are put in two layers in the original game box.

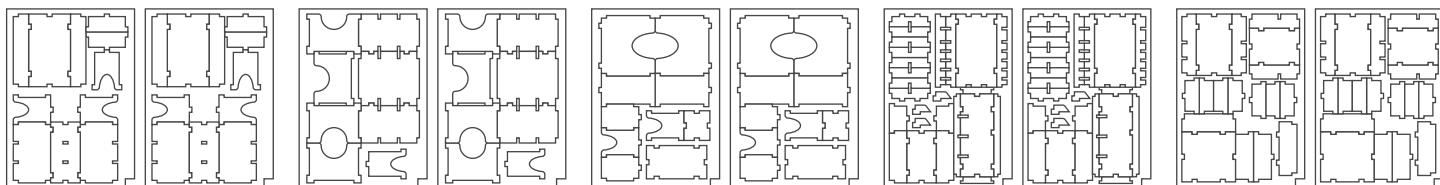
Ordinary PVA glue is required when assembling each tray.

Please make sure you dry-assemble each tray correctly before gluing it together.

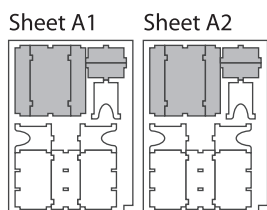
Please check www.foldedspace.net for general assembly tips.



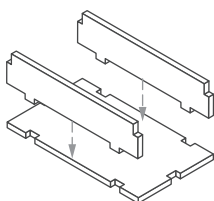
Sheet A1 Sheet A2 Sheet B1 Sheet B2 Sheet C1 Sheet C2 Sheet D1 Sheet D2 Sheet E1 Sheet E2



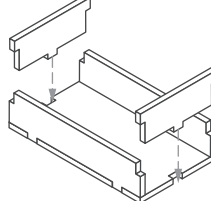
Tray 1a & 1b (the trays are identical)



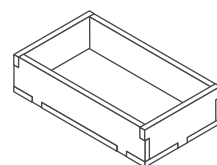
Step 1



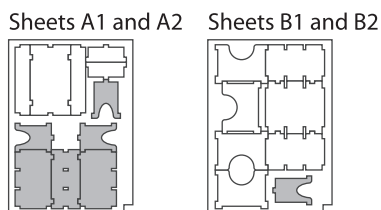
Step 2



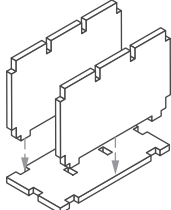
Finished tray



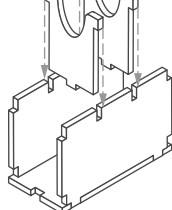
Tray 2a & 2b (the trays are identical)



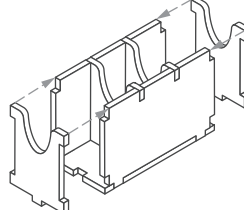
Step 1



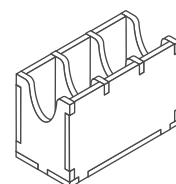
Step 2



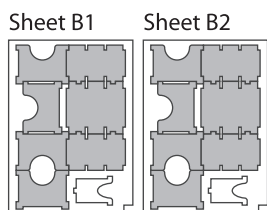
Step 3



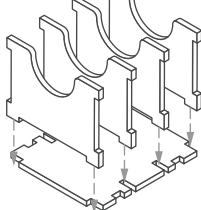
Finished tray



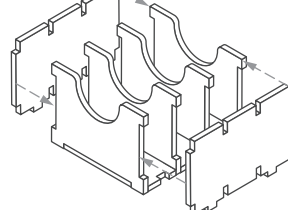
Tray 3a & 3b (the trays are identical)



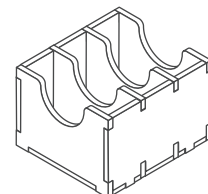
Step 1



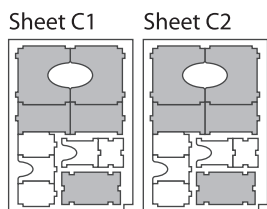
Step 2



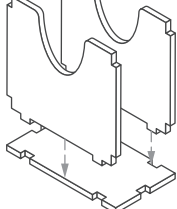
Finished tray



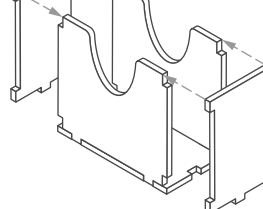
Tray 4a & 4b (the trays are identical)



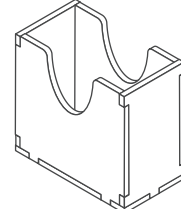
Step 1



Step 2

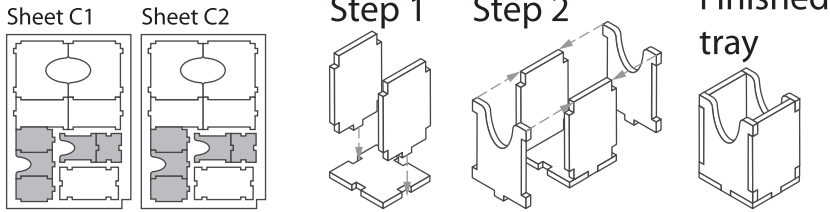


Finished tray

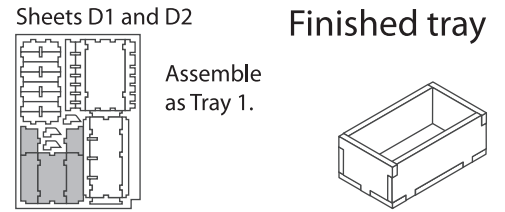


Tip: Keep the instructions in the bottom of your board game box as a reminder of how the insert fits together.

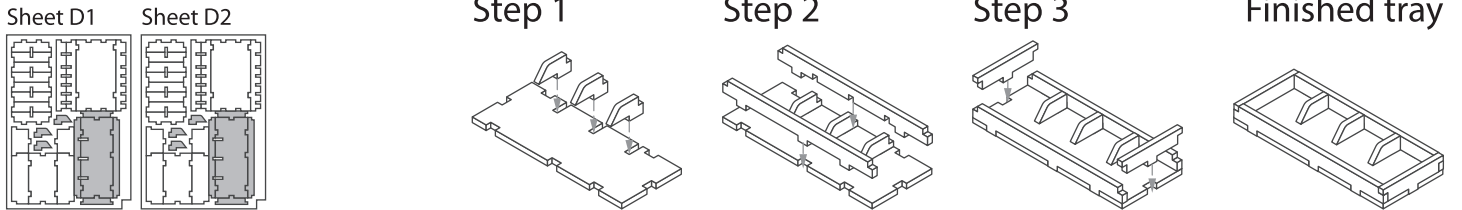
Tray 5a & 5b (the trays are identical)



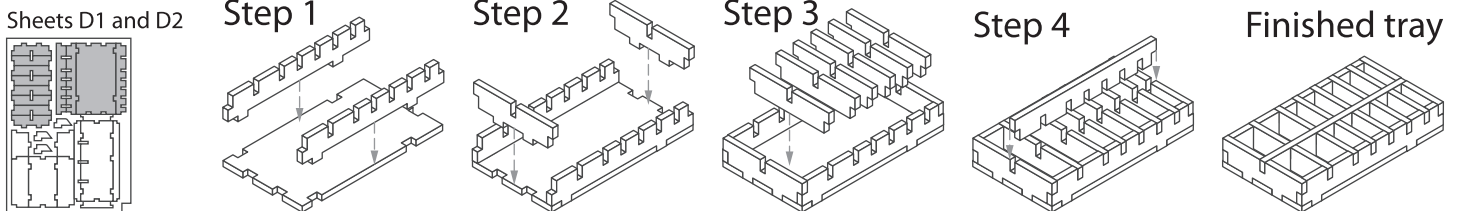
Tray 6a & 6b (the trays are identical)



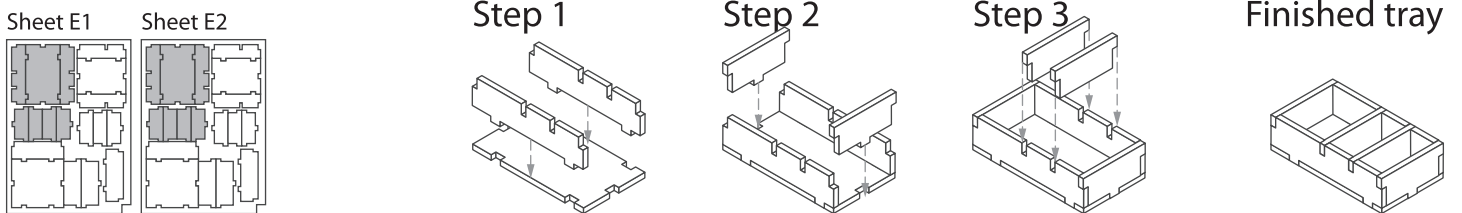
Tray 7a & 7b (the trays are identical)



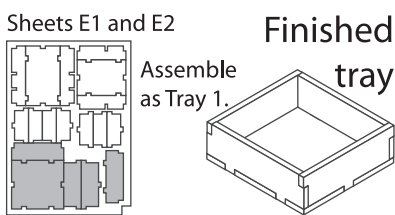
Tray 8a & 8b (the trays are identical)



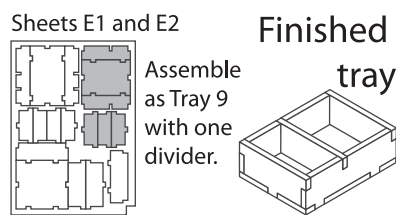
Tray 9a & 9b (the trays are identical)



Tray 10a & 10b (identical)



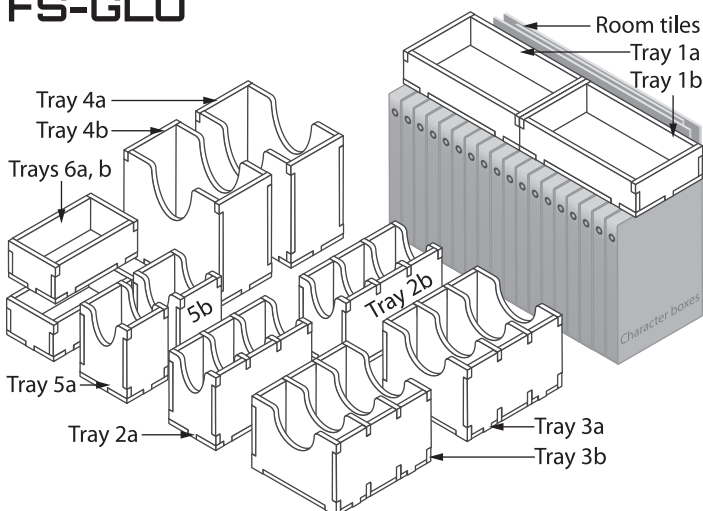
Tray 11a & 11b (identical)



Tray legend:

- Tray 1a, b - hexagon overlays
- Tray 2a, b - small cards
- Tray 3a, b - large cards
- Tray 4a, b - monster cards
- Tray 5a, b - small cards
- Tray 6a - stands
- Tray 6b - money
- Trays 7&8 - monster standees
- Tray 9a - element discs, overlays, status tiles
- Tray 9b - objectives, overlays
- Tray 10a, b - character miniatures
- Tray 11a - summons, red overlays
- Tray 11b - damage, furniture

FS-GLO



Please check www.foldedspace.net for photos of this insert in use.

