



A game of investigation for 2 players aged 9 and up, by Bruno Cathala and Ludovic Maublanc

## Forward

This new game takes the "Mr Jack" series up to three titles:

- Mr Jack (basic game)
- Mr Jack supplement (supplement for use with the basic game only)
- Mr Jack in New York

Mr Jack in New York is a complete game. You do not need to own or have played the other titles in order to play it.

Nevertheless, because of the increased tactical possibilities in the New York version, we recommend that players who are new to the world of board games should start with the basic "Mr Jack" game.

## London - 19 November 1888

As part of the investigation into the "Jack the Ripper" affair, Francis J. Tumblety, a quack doctor, is arrested and freed on bail. He immediately flees to the United States.

## New York - Manhattan Island - January 1889

Alerted by London, the New York police are on the lookout for Tumblety. Certain witnesses confirm his presence in Manhattan and crimes are committed with a modus operandi similar to those in London.

The police call upon some of the city's most eminent citizens to help them with their investigation.

Is Tumblety really Jack? If not, who is he pretending to be? These are the stakes in "Mr Jack in New York".

## Advice

We recommend that you read the rules through completely before playing your first game; this will give you a good overview of the game.

Then, set the game up as shown in the Set-up section.

Then reread the rules as you start to play. If you have any questions, consult the FAQ.

After a couple of games, you should notice that you no longer need to consult the rules. We hope you enjoy the game!

## CONTENT

- 1 game board representing Manhattan island. There is a game summary and turn track on the right of the board.

- 8 double-sided Character tokens, in 8 different colours, with Suspect on one side and Innocent on the other. You will need to apply the stickers to these tokens before the first game, ensuring that the colours match (for example, a sticker with a red background on the red token, etc).



- 1 turn marker, grey. (Apply the appropriate sticker to this token before the first game.)



- 4 double-sided tiles with a Building site on one side and a Park on the other.



- 7 double-sided tiles with a Metro entrance on one side and a Park on the other.



- 6 double-sided tiles with a Gaslamp on one side and a Park on the other.



- 2 Investigation tiles



- 2 transatlantic Steamer tiles



- 1 double-sided Informant token with a Talkative side and a Mute side.



Talkative



Mute

- 8 light-blue-backed Character cards representing the characters in the game, with pictograms symbolising movement and special powers.



- 8 dark-blue-backed Alibi cards, one for each Character



- 1 Witness card with a Visible side and an Invisible side.



Visible



Invisible

## GAME BASICS

*Shadow and Light / Visible and Invisible.* The board represents the lower end of Manhattan island during its urbanisation.

(The masculine pronoun is used throughout these rules for clarity. Nothing should be inferred by this.)

### One player takes the role of Jack the Ripper.

He will be referred to as “**Jack**” in the remainder of these rules.

This player is the only one who knows Jack’s real identity. His objective is either to escape the Detective’s clutches by preventing him from discovering his true identity, or to leave Manhattan under cover of obscurity.

### The other player takes the role of the police Detective.

He will be referred to as the “**Detective**” in the remainder of these rules.

His objective is to discover Jack’s real identity, and to arrest him before the end of the 8th and final round.

Each round, four characters will be activated (two by the Detective and two by Jack).

Then there is an appeal for witnesses and Jack reveals if he is visible or invisible.

**Visible characters** ☆: Any Character on a lighted space (one next to a Gaslamp) is visible, because they can be seen by anybody in Manhattan, by any passer-by. This is also the case if two characters are on adjacent street spaces, even if they are unlit. Both characters are considered to be visible since their closeness enables one to see the other despite the darkness.

**Invisible characters:** Any Character who is neither on a lighted street space nor on a street space adjacent to another Character (who is also on a street space) is considered to be invisible. **Characters on a Park tile are always invisible**, even if there are characters on the adjacent spaces or if the Park is next to a lighted space.



Therefore, at the end of each round, the Detective will be able to definitively eliminate certain characters from the investigation and tighten the noose around the others according to the whether Jack says he is visible or not.

The game becomes a fierce struggle between Jack and the Detective as they try to place the various characters in order to make them visible or invisible.

The Detective will try to reduce, little by little, the number of suspects whilst limiting the opportunities for Jack to escape, whereas the latter will do everything possible to impede the Detective’s deductions and take advantage of the slightest mistake to escape for ever!

## SET-UP

The players choose who is to play Jack and who plays the detective.

The detective faces the board in the upright position: the yellow edge is in front of him.

Jack is on the other side of the board, and sees it as upside down.

The colour of the edge in front of him is grey.

Place the Character tokens, the Metro entrances, the Gaslamp tiles, the investigation tiles and the Steamers as shown in the illustration. Place the Character tokens with their “suspect” side visible. (1).

Place the Informant tile on Liberty Island, with the Talkative side visible (2).

Shuffle the 8 Character cards and place them face down next to the board (3).

Shuffle the 8 Alibi cards and place them face down next to the board (4).

Place the Visible/Invisible card board with its visible side up for the first round (5).

Put the Turn marker on the “Turn N° 1” space (6). (This is the first space on the Turn track, next to the Detective).

Jack takes an Alibi card, looks at it secretly, and places it face down in front of him (7). Jack is disguised as this Character throughout the game. (This character is the only one without an alibi.)

**Note: at the beginning of the game, once everything has been set up, two characters are invisible and six are visible.**



## GAME TURN

The game is played over a maximum of 8 rounds. Each round proceeds as follows:

### I. Selection and activation of characters

Four characters will be played each round, each player taking two of them.

*On odd-numbered rounds (1-3-5-7)*

Take the first four character cards from the pile and place them face up on the table.

The Detective selects one of the four character cards and plays it (he moves the character token and/or uses the special power). The character card is then returned face down to the table.

Then Jack selects two characters out of the remaining three. He plays them in the same way and returns them face down to the table.

Finally, the Detective plays the remaining character.

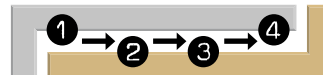
*On even-numbered rounds (2-4-6-8)*

Take the four remaining character cards from the pile and place them face up on the table.

This time, Jack plays a character first, then the Detective plays two characters, and finally Jack plays the last one.

At the end of the even-numbered rounds, shuffle all eight character cards once again.

*The pay aid/turn counter uses symbols to show the order in which the players select characters. The colour of the cards corresponds to the colour of the game board's border in front of each player. (Yellow for the Detective, Grey for Jack).*



### II. Appeal for Witnesses

The four characters have been played. Jack must now announce whether he is visible or invisible.

Visible \_\_\_\_\_



Jack is visible if his character is on a lit space or is next to another character, **except if the other character is in a Park.**

Jack places the card next to the board with its visible side up, as shown opposite. In this case, all the invisible characters have been exonerated. The Detective turns them "Innocent" side up without changing the space they are on. The card is left next to the board with its visible side up and remains like that for whole of the next round.



Invisible \_\_\_\_\_



Jack is invisible if his character is on an unlit space and is not next to another character, or if he is in a Park!

Jack places the card next to the board with its invisible side up, as shown opposite. In this case, all the visible characters have been exonerated. The Detective turns them "Innocent" side up without changing the space they are on. The card is left next to the board with its invisible side up and remains like that for whole of the next round.



**ATTENTION:** If Jack is invisible at the end of a round, **and only under this condition**, he can attempt to leave Manhattan **on the following turn**.

If his movement enables him to leave Manhattan, he has won the game!!

### III. End of the round

Once all the preceding steps have been carried out, the next round begins.

Move the turn marker up one space.

## END OF GAME

There are THREE possible ways to end the game:

#### 1. Jack leaves Manhattan

Jack moves his token out of Manhattan via an exit or a port space, that are not blocked by an Investigations tile. Jack wins the game.

Reminder: this is only possible during a round in which the Witness card is **invisible** side up.

#### 2. The Detective arrests Jack

The Detective moves a character onto the same space as Jack and accuses him:

- if the accusation is correct: the Detective wins the game.
- if the accusation is incorrect: Jack wins the game by taking advantage of all the judicial confusion to escape!

#### 3. Jack has not been arrested

If Jack has not been arrested by the end of the eighth round, he wins the game!



## THE CHARACTERS AND THEIR USES

The **silver** circle shows the possible movement of the character



There are eight different characters.

Each character, when used, must move and/or use a Special ability. The symbols on the card help to remember more easily what the special ability of each character is and when it must (or can) be used.

The **golden** circle shows the ability of the character. The shape of the area shows when the ability is to be used:



the ability **MUST** be used **before or after** a movement



the ability **CAN** be used **instead** of a movement



### **Alfred Ely Beach: Move 1 to 3 spaces AND use the Power**

*Beginning in 1860, he noticed, like all New Yorkers, that traffic had become a real nightmare. A visionary, he proposed building an underground railway. Around the time of this game he was building tunnels more or less secretly in order to test his new pneumatic transportation system. Despite interesting results, the project was abandoned and New York had to wait until 1904 for the metro to really arrive.*

Special power (**MANDATORY**): Before or after his movement, Alfred Ely Beach **MUST** construct a new metro entrance. Place a new Metro entrance tile on an empty street space that is not adjacent to another Metro entrance.

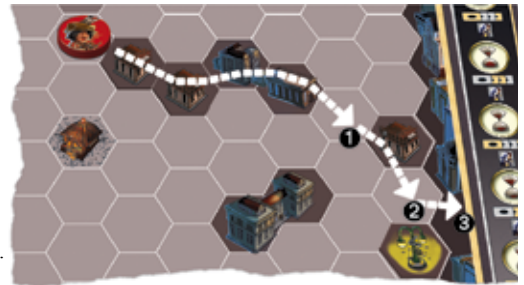


### **Cloud Rider: Move 1 to 3 spaces AND use the power**

*In 1886, Mohawk Indians were hired to construct bridges and skyscrapers. Their ability to "walk on the sky's girders" made them famous. Cloud Rider is one of them.*

Special power (**MANDATORY**): Before or after his movement, Cloud Rider **MUST** start a new building construction site. Place a construction tile on an empty street space.

Cloud Rider is the only character with a special movement power: she can cross building and building sites space at no cost in movement points (she moves through them "for free"). She must end her movement on a street space.



### **Lewis Howard Latimer: Move 1 to 3 spaces AND use the power**

*An engineer with the Edison Company and the only black person [Options: "Negro", "person of colour"] on their research team, he is responsible for installing the city's lighting system.*

Special power (**MANDATORY**): Before or after his movement, Lewis Howard Latimer **MUST** install a Gaslight on an empty street space that is not adjacent to another Gaslight.



### **Mrs Emma Grant: Move 1 to 3 spaces AND use the power**

*An ecologist before her time and wife of Hugh L. Grant, Mayor of New York, she let her husband strut around society's soirées whilst she went out and changed the city's fixtures according to her whims.*

Special power (**MANDATORY**): Before or after her movement, Mrs Emma Grant **MUST** create a park. This is done by turning a Gaslight, Building site or Metro entrance on the board to its Park side. Two parks can be adjacent. A Metro entrance can be turned into a Park even if it is occupied by a character or the Informant. However, a Metro entrance covered with an Investigations tile cannot be turned into a Park.



### **James H. Callahan: Move 1 to 3 spaces AND use the power**

*After spending a long time with the famous Texas Rangers right up until 1885, he has recently been transferred to NY. His ability to resolve unsavoury "business" earned him the nickname "Dirty Harry".*

Special power (**MANDATORY**): Before or after his movement, James H. Callahan **MUST** move an Investigations tile.

Each Investigation tile covers two spaces on the board and prevents access to them: no character can enter or cross an Investigation space. Investigation tiles can cover street spaces, metro entrances and parks as long as there are no characters on them. As soon as the Investigation tile is moved to another part of the board, these spaces regain their initial functions.



### **Monk Eastman: Move 1 to 3 spaces OR use the power**

*Beneath his nondescript appearance (he runs an animal house and is always accompanied by a small monkey on his shoulder) hides a local mafia godfather. He has the means to cause others to act as he wishes.*

Special power (**OPTIONAL**): Instead of his normal movement, Monk Eastman **MAY** choose to move another character 1 to 3 spaces. This character must have the same status (visible or invisible) as Monk Eastman **AT THE MOMENT OF HIS ACTIVATION**.

If Eastman is visible when he is activated by a player, he can move any other visible character 1 to 3 spaces instead of taking his own movement.

If Eastman is invisible when he is activated by a player, he can move any other invisible character 1 to 3 spaces instead of taking his own movement.

Any character moved by Eastman cannot use the metro nor can they accuse another character.

Cloud Rider cannot cross building sites when under the influence of Monk Eastman. On the other hand, the moved character can leave Manhattan by boat or land and may also contact the Informant and thus gain a new Alibi card.

**Francis J. Tumblety: Move 1 to 3 spaces AND use the power**

*A suspect in London, on the run in NY, he claims to be a doctor but is, in fact, a charlatan who uses hypnosis to force those he meets to act in his own interests.*

Special power (**OPTIONAL**): Before or after his movement and if he wants to, Francis J.

Tumblety **MAY** swap the positions of a character to whom he is adjacent with any other character on the board regardless of the space which the character currently occupies.

For example, Francis J. Tumblety could move next to a character in a park and then swap that character with another character of his choice, even one on Liberty Island. Swapping the positions of two characters has no direct effect on the Informant.

**Edward Smith: Move 1 to 3 spaces AND use the power**

*Born in 1850 in England, he was appointed captain in 1887. Very quickly, his reputation led him to take on responsibilities in the port of NY. However, this part of his life is less well known than his tragic end when, in 1912, he was in command of the Titanic on his last voyage before retirement.*

Special power (**MANDATORY**): Before or after his movement, Edward Smith **MUST** move a steamer to another empty port space.

**The Informant**

*Living on the edge of society, the Informant is discrete. Not very talkative by nature and giving out information sparingly, he has often been called "the Silent One".*

The Informant resembles a new character but isn't considered as such. He can provide vital information to those who come to see him.

When his Talkative side is face up, any character can visit him by moving onto the space he occupies. The visitor takes the place of the Informant and places the latter **Silent side visible** on any unoccupied street space, metro entrance, quayside, park or Liberty Island (if he wasn't already there), that is not blocked by an Investigation tile.


Once that has been done, the player takes an Alibi card, looks at it, and places it face down in front of him without revealing it to his opponent.

The Informant can only be used when his Talkative side is face up. If the Silent side is face up, he doesn't block any of the other characters' movement. However, they must not end their movement on the same space as him.


If the Informant is Silent side up at the beginning of a round, it is turned over so that the Talkative side is visible.

**USE OF TOKENS OR SPECIAL HEXES****Street spaces**

These spaces are street spaces. New metro entrances, gaslights and building sites can be placed on these spaces.

**Quayside spaces**


These are passages allowing access to Liberty Island. Character tokens can move onto and remain on these spaces. Metro entrances, building sites and gaslights cannot be placed on these spaces. Also, they cannot be covered by Investigation tiles.

**Access to Liberty Island**

It is possible to reach Liberty Island. To get there and back, characters must use the ferries (by following the arrows). Each arrow used costs one movement point. Nothing can be built on Liberty Island nor can Investigation tiles be placed there.

**Building spaces and Building site tiles**

These spaces are obstacles for all characters except Cloud Rider, who may cross them freely. (See Cloud Rider's special movement).

**Metro entrance tiles**

If a character starts (or moves on to) a metro entrance, he can use one movement point to move to any other space with a metro entrance.

**Investigation tiles**

Investigation tiles mark areas in which the police are conducting discrete investigations for the slightest clue. Characters are strictly forbidden from entering these areas. Investigation tiles can cover street spaces, parks and metro entrances, rendering them temporarily inaccessible. They cannot cover the quaysides.

**Gaslights**

These light up all adjacent street spaces and metro entrances. These tiles are obstacles for all characters.

**Park tiles**

Any character in a park is invisible.

**Port spaces**

Sea spaces, in red, are port spaces for the transatlantic steamers. Only Jack can board a steamer and thus escape and win the game! (As long as he ended the previous round in the shadows).

**Land exit**

Two street spaces provide access to the only land exit on the board. Only Jack can use the land exit and thus leave Manhattan in order to escape and win the game! (As long as he ended the previous round in the shadows).

## FREQUENTLY ASKED QUESTIONS (FAQ)

### ***When I activate a character, can I leave it where it is?***

When a character is activated, it must be moved at least one space and may not end its move where it began.

However, it is possible for a character to be blocked by Investigation tiles, in which case it does not move but must nevertheless use its special power if the latter is MANDATORY.

### ***When I move a character, can I move it through spaces occupied by another character?***

Yes!! Characters do not block movement.

A character's movement can only end on a space occupied by another character if you want to make an accusation!!!

### ***If I activate a character, am I obliged to use its power?***

Most powers are MANDATORY. In that case, you must use them, whether it suits you or not. The only optional powers are Tumblety's and Eastman's. Cloud Rider's power is only optional during his movement.

### ***What happens if the Detective works out who Jack is but fails to catch him before the end of the last round?***

Jack was lucky... His real identity was known... But it's too late and he managed to escape. Jack wins the game.

Can either of the players cause a character other than Jack to leave Manhattan?

No!! Only the Jack player is allowed to move a character out of Manhattan via an exit that isn't blocked by an Investigation tile. And that character must be Jack!

### ***Can a character enter or exit a metro via an entrance on which there is a character?***

Yes!! As long as it doesn't stay there, except to make an accusation.

### ***Can a character on Liberty Island be made visible?***

No!! This is impossible. Characters are always invisible there.

### ***Is it possible for Jack to escape on the first round?***

No!! In order to escape Jack must be invisible. And the first appeal for witnesses takes place at the end of the first round. Consequently, Jack cannot escape before round 2.

### ***When I move an Investigation tile, is it possible for it to cover one of its two original spaces?***

Yes!! The movement is valid as long as at least one new space is covered by the tile.

### ***Can Alfred Ely Beach create a metro entrance under a character?***

No!! Metro entrances can only be created on empty street spaces.

### ***Is Monk Eastman's power linked to the state of the Witness card?***

No!! Monk Eastman's power is linked to the state of the Monk Eastman Character token at the moment when it is activated by the player.

If Monk Eastman is visible, he can move any other visible character instead of moving himself.

If Monk Eastman is invisible, he can move any other invisible character instead of moving himself.

### ***Can I use Monk Eastman's power to accuse another character?***

No!! Accusations must always be made by the character selected by the player.

### ***Can I use Monk Eastman's power to move another character onto the Informant?***

Yes!! As long as the Informant is Talkative side up.

### ***Can I use Monk Eastman's power to make Jack escape?***

Yes!! That is why the Detective must pay particular attention to this character.

### ***Francis J. Tumblety is on a street space next to a park on which there is another character. Can he swap this character's position with another?***

Yes!! This is a useful way for the Detective to eliminate suspects!

### ***Can Francis J. Tumblety use his power more than once if he is next to more than one character?***

No!! He can only use his power on one character per round.

Is a character next to the Informant visible or invisible?

The Informant is not considered to be a character token. Therefore it is not taken into account when appealing for witnesses and has no effect on the status of other characters.

### ***An Investigation tile is covering a metro entrance. Can I construct another metro entrance next to it?***

No!! Even if covered, two metro entrances cannot be adjacent.

### ***Is it possible to transform a metro entrance into a park if there is a character on it? Yes!! Absolutely.***

### ***Is it possible to transform a metro entrance into a park if there is an Investigation tile on it? No!!***

**Tactical Advice:** Mr Jack in New York uses a board that is constantly changing. Jack can escape by land or sea. With two mobile exits (the steamers), the Detective is going to have to adapt to this new menace. Therefore, unlike the basic game, it is not wise to let too many characters become invisible at the same time, for fear of multiple threats that will become difficult to counter. The wise Detective will therefore proceed with caution, keeping in mind the powers of Tumblety and Eastman.

**Thanks:** The authors and publisher wish to extend their deepest thanks to Stefan Esch for his inestimable help during the development of this game. Many thanks also go to our internet testers: Olivier Péant (lutxo), Dean Ackeles (Wheelsforhexall), Benoit Chain (Moichain), Pascal Dupretz (Scalpaif) and Arnaud Fillon (Arnaud).

You can mail us through our website: [www.hurricangames.com](http://www.hurricangames.com), we will gladly answer you.