



In the center of a vast but hidden forest stands a mighty sacred Oak – a majestic tree that was already a sapling when the world was young. It's been said that from its wood, the Ancients crafted the first animals and humans.

Druidic Orders from far and wide gather around the roots to bathe in the Oak's glory, to grow their discipline, and show their devotion. Arch-Druids sanctify sacred places and erect rune-etched stone menhirs. Bards gather stories to take on their recruitment travels. Ovates read the omens to gain a glimpse of the things to come. Talon-Masters use force to defend their Order's beliefs.

In the presence of so much mystical energy, the veil between this world and the Otherworld becomes thin, and all manner of mythical creatures begin to appear in the forest. For a Druid who knows how to befriend them, these beings can be powerful allies. In their presence, Druids themselves may find their own powers heightened and their minds filled with the secrets of powerful potions. They may even be guided towards long-forgotten magical artifacts of old.

Although many gather around the roots and are drawn up into the welcoming branches, ultimately only one Order will be chosen by the Oak's spirit to learn its deepest secrets.

As a leader, you need to establish your Order as the one worthy to be chosen. Your Order will start out small and insignificant, but in forming friendships with mythical creatures, learning powerful potions of the wild, and creating new sacred places, you will help your Order grow strong.

Will you be able to prove to the sacred Oak that your Order is worthy? Will you be able to unlock the secrets of the Ancients?

Components



1 Game Board
(Double-sided if you own the deluxe edition. The night side of the board is purely aesthetic.)



5 Druidic Order Player Boards



1 Solar Marker



1 Crane Bag



1 Round Marker



1 First-Player Token



Gorget Instrument Satchel Cape Ravens Antlers

24 Elder Druid Upgrades



Front Back

12 Artifact Tiles



40 Ingredient Tokens



Front Back

35 Creature Cards



Front Back

4 Heart of the Oak Moot Cards



Shrine Menhir

**24 Double-Sided Shrine/
Menhir Cards**



Front Back

6 Broichan Moot Cards
(for the solo mode)



4 Bard Boards



4 Ancient Boards




4 Artifact Extension Tiles



15 Potion Tiles



15 Completed Potion Markers



6 Solar Tokens

In each of the 4 player colors
(yellow, orange, teal, purple) :



9 Druids



3 Resource Markers



1 VP Marker



2 Card Limit Markers



6 Moot Cards






1 Player Aid

Setup


1. Place the game board in the center of the table.
2. Place the solar marker on the first space of the solar track (☀️), the 11-space track that runs parallel to the VP track.
3. Place solar tokens on each branch of the Oak, depending on the number of players. (For 1-3 players, place 2 on each ●● (●) space. For 4 players, place 1 on each ●●●● space).
4. Put all 40 ingredient tokens in the cloth crane bag to mix them up, and draw 1 ingredient per player, plus 2 more. Place these on the corresponding spaces of the forest.
5. Separate the 15 potion tiles into 3 piles (I, II, III) and then shuffle each pile. Draw one from each pile and place it onto the corresponding space of the game board. Return the remaining potion tiles to the box.
6. Shuffle the 35 creature cards and place them face down in a deck next to the game board. Then draw 3 and place them face up in a column on the spaces indicated.
7. Shuffle the 12 artifact tiles and place them face down next to the game board in a stack. Then draw 3 and place them face up in a column on the spaces indicated.
8. Place the 24 shrine/menhir cards next to the game board. All cards are double-sided and identical. One side shows the 2 shrines, and the other side is the menhir. It does not matter which side is face up.
9. Place the 15 completed potion markers near the game board in a supply. They are not considered limited. Find a suitable replacement if they run out during the game.
10. Place the round marker on space 1 of the round track.
11. Give the first-player token to the oldest or wisest player.
12. Place the 4 Bard boards, 4 Ancient boards, 4 artifact extension tiles, and 4 Heart of the Oak moot cards off to the side of the game board. They may or may not come into play in your game as they depend on player actions, potions, and creature cards.



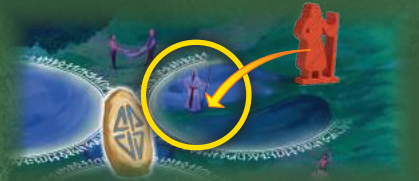
Player Setup

- A. In reverse player order (counterclockwise from the player to the right of the start player) choose 1 of the 5 druidic orders and take the corresponding player board.
- B. Take all components in your player color: 9 druids, 2 card limit markers, 3 resource markers, 1 VP marker, 6 moot cards, and 1 player aid.
- C. Take 6 elder druid upgrades, one of each type: gorget (Arch-Druid), instrument (Bard), satchel (Ovate), cape (Recluse), ravens (Talon-Master), and antlers (Ancient - used only if the **Chosen of the Oak** potion comes into play).
- D. Place 3 druids on the resting spaces (, , ) of your player board; the remaining 6 druids go on the main game board on the roots of the Oak.
- E. Place the card limit markers on the appropriate space of your player board, indicating that you have 1 space at the top of your board for a


shrine/menhir card and 1 space at the bottom of your board for a creature card.

- F. Place each of your 3 resource markers on space 6 of each resource track. These are your starting resources.
- G. Take the 3 starting moot cards with the  symbol into your hand. Set aside the 3 other moot cards. Certain actions will allow you to add them to your hand during the game.
- H. Place your VP marker at the start of the VP track on space 0.
- I. In a 1 or 2-player game, place 1 neutral druid (that of an unused player color) on each temple space depicting a druid (1 of the 3 temple spaces in each of the 3 temples).

- J. In a 3-player game, place 1 neutral druid (that of the unused player color) on the temple space depicting a blue druid holding a staff.



- K. In a 1, 2, or 3-player game, return any unused player color components to the box.



Overview of the game

Oak is a worker placement game in which you play as the leader of a druidic order. You may take special actions, but most of the time you will play moot cards that correspond to one of the 3 temples of the board (the feather, mistletoe, or rune temple) or an Oak action. Then you will place a druid, pay resources, and take an action.

A Moot Card
(Moot: a Gathering of Druids)

The Feather Temple

Corresponding Temple Spaces	Costs	Temple Actions
A	1 feather	Place a druid on the feather temple
B	6 feathers	Take a creature card
C	6 feathers	Place a stone on the feather temple

Oak Action: 3 feathers = 1 VP



Example of an Oak action:
Place/move a passive druid on the feather Oak branch, pay 3 feathers, and receive the indicated VP (see page 10)

Example of a temple action:
Place one of your active druids on the 2-stone space of the feather temple. Pay 6 feathers, take a creature card (see page 9)

Gathering ingredients and brewing potions, along with collecting artifacts, building menhirs, and befriending creatures of the Otherworld will help prove your devotion to the Oak.



Ingredients (blueberry, root, acorn, mushroom, and bark)



Potion



Artifact



Creature Card



Menhir

Throughout the 5 rounds of the game, the sun (☀) will move along the solar track, which is next to the VP track. When it reaches a Solstice space (☀), a Festival is triggered. Festivals boost player confidence, and you might gain a reward. (🦋).



Costs & Gains

Note: Numbers in red are costs. Numbers in white are gains.



In the end, whoever has the most Victory Points (VP) (🏆) is declared the most devout and will receive the secrets of the mighty Oak as the reward for winning the game.


The Seeds to Grow

Before learning the rules of play, it is important to understand the key elements of the game.



1. Druids

Druids are workers you will place on the board, player boards, or artifacts to take actions. Some druids are active; some are passive. Any druid can be upgraded to an elder druid.

Alternatively, they may be recruited to become active.



Active druids

Druids in your play area on resting spaces ( ) are active and available to be

Sent to a temple to perform temple actions:



Or sent to special action spaces:




Or sent to the roots of the Oak to assist in a temple action, which also changes them to a passive druid:



Active druids already on action spaces are no longer available to be used this round. Active druids that have been used this round, i.e., those on temples or special action spaces, return to resting spaces at Dusk.

Upgrading druids

Active or passive druids can be upgraded to an elder druid ().

When upgrading, first choose which type of elder druid you want:



Arch-Druid Bard Ovate Recluse Talon-Master Ancient

Note: The Ancient is only available when brewing The Chosen of the Oak potion.

Then that elder druid component is placed on any druid wherever they are located:



If the upgraded druid was already used this round, it remains in place, and if it was an active druid, it will return to your player board as an elder during Dusk.

Only some resting spaces can hold elder druids (in addition to regular druids):



Note: At anytime you may rearrange druids on your resting spaces to make room for elder druids. But you may not return a druid to the roots to make new room.

Elder druids may go on spaces reserved for elders:



They can also go on regular druid spaces and perform regular druid actions.

An elder druid has special abilities (see Appendix, page 16) that are activated immediately or when played. Elder druids are not required to activate their special abilities when played.

You are limited to 1 of each type of elder druid, but all elder druids remain upgraded for the duration of the game.

Passive druids

Druids on the roots of the Oak are passive and available to be sent to take the Oak action shown at the bottom of moot cards:



Or, after passing, to gather ingredients:




2. Ingredients

Ingredients are used to brew potions. They can be found in the forest, which is replenished at the end of the round (Dusk) from the crane bag.

There are 5 ingredients:



3. Resources

The 3 resources in the game are feathers , mistletoe , and runes . You have 1 track for each resource on your player board.

Your resource markers on each track indicate how many of each resource you have. You will move the markers up and down as you gain and lose resources. 9 is the limit for each resource.






Example: 6 feathers

At any time on your turn, you may return 2 ingredients (same or different) to the crane bag in exchange for 1 resource of your choice. This icon is printed on your player board as a reminder.



4. Solar/Solstice

The solar marker  represents the sun. It moves on the 11-space solar track adjacent to the VP track. The solar marker moves clockwise to the next step when a druid encounters a solar token  on an Oak branch, and it moves automatically during Dusk. When a solar marker lands on a Solstice space (the spaces with the purple indicator and the hands), a Solstice Festival  is triggered (see II. Oak Action).



Solstice space

5. Potions


Once you've gathered the necessary ingredients, you may select an action that allows you to brew 1 potion.

The Darkwood Potion, printed on the board, is available in each game. The other potions are chosen randomly during setup. Potions always activate immediately upon brewing. Brew a potion by returning the required ingredients to the crane bag, and then take the reward.




Example: Darkwood Potion: 3/4/5 different ingredients earns 3/5/7 VP.

Example: Bolt of Taranis: 1 blueberry and 1 ingredient of any kind earns the reward. The reward here is to reverse the rotation of 2 artifacts twice.

To keep track of how many potions you have brewed during the game, take a completed potion marker .

Note: Details of potion rewards are in the appendix.

6. Artifacts

Artifacts have special action spaces for active druids that are only available to you . The number of times you can use this action is limited, and each use may cost VP. You have 2 spaces to store artifacts on the side of your player board. Therefore, you can only have 2 artifacts at any one time.

(Brewing The Gift of the Gods potion allows you to place 1 artifact extension to the right of your player board, allowing you to put a 3rd artifact into play for the remainder of the game.)



When you take an artifact, place it in an open artifact spot to the right of your player board with the 4-VP segment lined up horizontally, gain the 4 VP, and then refill the artifact display. If you do not have an available spot, you may not take an artifact as an action.

On your turn, prior to taking an artifact, you may refresh the display of artifacts (1x per turn) by paying 1 rune. Discard all 3 tiles in the display, placing them underneath the stack in any order you choose, and then draw 3 new tiles for the display.



Note: Details of artifact effects are in the appendix.

7. Cards



Moot Cards



The **moot cards** in your hand determine what temple/Oak actions you can take.

Advanced moot cards, the ones without the symbol, have more powerful actions, or allow you to perform a normal action at a lower cost. Once you have an advanced moot card in hand, it is available to you for the remainder of the game.

Heart of the Oak is a special moot card, only in play if the potion that creates it is in play ().

Note: Details of all moot cards are in the appendix.

Shrine/Menhir Cards



Shrine/menhir cards are double-sided. One side is the shrine , and the other is the menhir .



Shrines have 2 orientations. Both show a resting space and the immediate VP earned when placing the card in that orientation. One orientation has 2 VP and a resting space for a regular or elder druid. The other orientation has 4 VP and a resting space for a regular druid.



Each time you gain a shrine, you may choose which orientation to use for that shrine. The orientation of a shrine card, once chosen, cannot be changed, and only the resting space and VP on the upright side will be gained. Slide the card under your player board, leaving only the chosen shrine visible.



A menhir requires a lot of resources and a special action with an elder druid, but earns you 6 VP.



Creature Cards



Creature cards bring you help from the Otherworld and will give you immediate or ongoing special powers.

Whenever creature cards are taken, the display is immediately refilled from the draw pile.

Immediately gain (or lose) the VP on the creature card when you take it.

On your turn, prior to taking a creature card, you may refresh the display of creature cards (1x per turn) by paying 1 mistletoe. Discard all 3 cards in the display, placing them underneath the deck in any order you choose, and then draw 3 new cards for the display.



Note: Details of creature card effects are in the appendix.

Card Limits



You are limited in the number of shrine/menhir and creature cards you can have. A spot to the left of the appropriate card limit marker needs to be open when you gain one of these cards or you may not take that action. Shrines/menhirs are placed above your player board and creatures below.

To gain more space, you may move the marker to the right with some actions, or additional spaces may be added to the left of your board by acquiring the Bard or Ancient board.

Alternatively, you may pay the depicted cost on your player board (which depends on your druidic order) to increase the limit at any time during your turn as a free action.



Example: Sean has 2 creature cards and room for one more. He would have to move his limit marker before taking another shrine or menhir.

8. Victory Points (VP)



This symbol () indicates VP you earn immediately upon taking that card, action, etc. Some actions cost VP; you can never go below zero VP on the VP track. If you cannot pay the VP required to do an action, you may not do that action.

How to Play

Oak is played over 5 rounds. Each round has 3 phases: Dawn, Day, and Dusk. You will play all 3 phases before moving onto the next round. On the 5th and final round, the game ends after the Day phase, and Dusk is skipped.

Dawn is when players receive income; this may be done simultaneously.

Day is when players take their actions in turns.

Dusk is when your play area is reset for the next round.

1. Dawn

Note: This phase is skipped during the first round of the game, as the steps are done during setup.

All players receive income (). Your basic income is shown

on your player board: 3 feathers, 3 mistletoe, and 3 runes. Over the course of the game, you might acquire further income on various cards.



2. Day

In this phase, starting with the player who has the first-player token and moving clockwise, each player takes an action in turn, until they are unable to perform actions and must pass, or they choose to pass.

You may choose 1 of the following actions on your turn:

- A. Play a moot card
- B. Use a special action space
- C. Pass and gather ingredients

A. Play a moot card



To play a moot card, choose a card from your hand and place it face up in front of you. Choose whether you are performing a temple or Oak action:

I. Temple Actions (middle of the card)

- Place active druid
- Pay resources
- Take action



II. Oak Action (bottom of the card)


- Pay resources
- Move druid
- Take VP
- If you passed a solar token, remove it, move the solar marker, and trigger a Festival (if any).



I. Temple Actions

Take one of your active druids from a resting space, and place it onto the temple location on the main game board that corresponds to your card (). The space in the temple () dictates which action you take on the card. If there is/are already 1 or more druids on that space (either yours or your opponents'), you will also need to send a second active druid

from a resting space to the roots of the Oak (druids moved in this way are now passive and may still be used as passive druids this round). Spend the resources required on the moot card. Take the temple action.



Example: **Shona** plays the moot card that allows her to build a shrine (1). There is already a druid on that space in the corresponding temple (2), so she takes two available active druids (3) and places one on the temple space (4) and one on the roots of the Oak (5). She pays 5 mistletoe (6). Then she takes a shrine card and places it above her player board in an available card spot (7).

II. Oak Action

Spend the resources indicated on the bottom line of the moot card. If you already have a druid on this branch that corresponds to your card (), move that druid one space higher. Otherwise, move one of your druids from the roots of the Oak, and place it onto the first space of the corresponding Oak branch. Take any indicated VP. Each player may only have one druid on each of the 3 main Oak branches. If you come to the fork in the branch, you must pick a direction, and you can never move back down a branch. The last, highest, spaces of each branch have special victory points that you earn immediately, based on your current inventory.

 : 	1 VP for every 5 you have already earned.
 : 	2 VP for every 1 elder druid you have.
 : 	2 VP for every 1 creature card you have.
 : 	2 VP for every 1 completed potion marker you have.
 : 	2 VP for every 1 shrine/menhir card you have.
 : 	3 VP for every 1 artifact you have, including completed artifacts.

Multiple players' druids may occupy the same space, but once one player has entered the highest space of a branch (), other players may also occupy that space only if they enter during the same round. During the Dusk phase, the space becomes locked, and no other players may enter that space in future turns. Lay down all druids on the last space to indicate that it is now locked.

If you pass a solar token (), move the solar marker 1 space, and remove the solar token from the board.

If a Solstice Festival is triggered (), it happens immediately. All players whose VP marker is behind the solar marker receive Festival income () from the spaces on the Oak branches that their druids occupy (including the recently moved druid). Because you can only have a maximum of 1 druid per type of branch, you may have a maximum of 3 rewards. If you do not have a druid on any Oak branch, or if you only have a druid (or druids) on the last space of an Oak branch, or your VP marker is in front of the solar marker, you do not receive any rewards during that Festival.

Note: Whenever you may move your druids on more than one branch per turn (potions/cards/etc.) complete each movement in a left to right order when given a choice (feather then mistletoe then rune branch) and also remove any solar tokens and trigger Festivals before moving onto the next druid.



Example: Sean plays a moot card with the rune Oak action, pays 3 runes (1), and then moves his druid already on that branch one space higher (2). He receives 2 VP (3). Because he passed a solar token (4), he moves the solar marker 1 space forward (5) and discards the solar token. A Solstice Festival is triggered (6), and he earns 2 runes (7). Next time he moves this druid, he'll have to decide to move right or left up the branch.

B. Use a special action space

Special action spaces are found on your player board, the main game board, and on artifacts. Some only allow an elder druid to be placed () and some allow any type of druid to be placed (). Each special action space can only hold 1 druid. The build a menhir action has 1 space for each player color so each player may build 1 menhir per round.

Special action spaces are on the:

- I. Player Boards (Druidic Orders)
- II. Main Game Board (Build a Menhir)
- III. Artifacts

To use a special action space, move an available active druid from a resting space on your player board to an available special action space, pay the applicable costs (if any), and resolve the effect.

I. Player Boards (Druidic Orders)

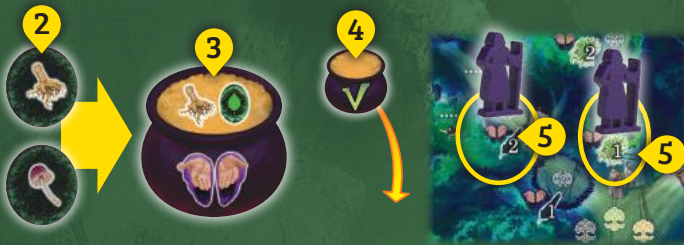
Some orders have ongoing effects, but each player also has 1 or 2 special action space(s) on their player board. You may place a druid (or elder druid) here to take that action. Each player's action/effects are unique to their druidic order (see the appendix for details).

III. Artifacts

Place an active druid onto the special action space of a previously acquired artifact, and then rotate the artifact clockwise until the next VP bar is lined up horizontally with your player board. You lose the indicated number of VP (if any). Perform the action.

After taking the action, if the flip icon (🔄) is now also aligned to the left, this artifact is used up. Flip it face down and set it aside in your play area until the end of the game. The druid remains on the flipped artifact until Dusk. The completed artifact is now inactive and not available for use any more, but the artifact location is now empty and available for a new artifact. (See the appendix for artifact details).

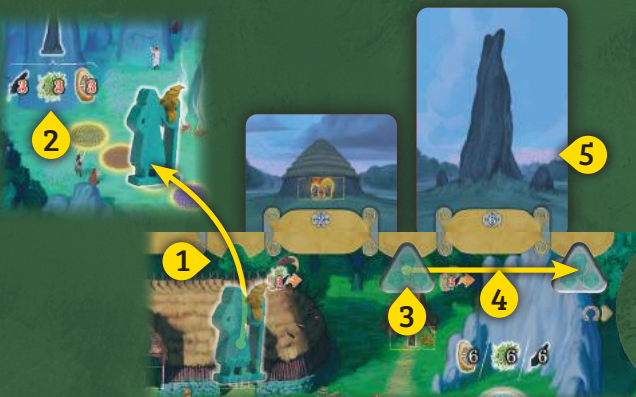

Note: You may have a maximum of 2 active artifacts at any time (or 3 if you brew The Gift from the Gods potion). You may not choose to discard an artifact to gain a different one. The only way to free up a spot is to use up one of your current artifacts.



Example: **Ian** is playing as the Order of the Wild. He has 2 special action spaces available on his board. He places his Bard (elder druid) on the space that allows him to brew a potion **1**. The Bard has no extra effect here. He spends 1 root and 1 mushroom (could be 1 of any) **2** and brews Belenos' Boon **3**. He takes a completed potion marker **4**. He then takes his Festival income just for himself **5**.

II. Main Game Board (Build a Menhir)

Place an available active elder druid on the special action space of your color on the menhir location (🏠) of the main game board. Spend 3 feathers, 3 mistletoe, and 3 runes. Take a menhir card and place it menhir side face up in an available shrine/menhir card spot above your player board. Remember that you can spend the indicated costs to move a card limit marker at any time. Gain 6 VP.



Example: **Erin** places her Talon-Master druid on the space to build a menhir **1**. She spends 3 of each resource **2**. **Erin** takes a menhir card, but she has no available space to the left of her card limit marker **3**. So, as a free action, she pays a further 1 of each resource to move it one space to the right as depicted on her Order of the Fox player board **4**. Then she places the menhir card face up in the newly freed space **5**. She takes 6 VP.



Example: **Shona** previously acquired the Ring of the Seer artifact tile, which allows her to reuse any previously played moot card **1**. She places a druid on the artifact space and rotates it one space clockwise to the last space **2**. She loses 3VP **3**. For the action she replays a moot card **4**. Since she doesn't need to pay resources, she decides to upgrade her druid on this artifact tile to a Bard elder druid **5**, adding the instrument upgrade component to this druid, and a Bard board to the left of her player board **6**. Since the flip icon is now aligned **7**, she flips the artifact **8** and places the Bard druid on the back of the card until Dusk **9**, when it will return to an elder resting space.

C. Pass and gather ingredients



You may choose to pass (or may be forced to pass if you cannot do any other actions). For the remainder of the phase, you are only allowed to gather ingredients. Each time your turn comes around, if you still have any passive druids on the roots of the Oak and there are still ingredients in the forest, you may move 1 of your passive druids from the roots to the forest to collect 1 available ingredient. The ingredient goes into your supply. On each subsequent turn of this phase, if you still have any druids remaining on the roots of the Oak, you may move one of them from the roots of the Oak to the forest and collect an ingredient.



Example: **Sean** passes and sends 1 passive druid to the forest to collect 1 ingredient. He adds the ingredient to his supply.

End of the Day Phase

The Day phase ends immediately when all players have passed and:

- all ingredients are gone from the forest

or

- there are no druids on the roots of the Oak.

During the 5th and final round, you skip Dusk and proceed directly to Final Scoring.



3. Dusk

Reset for the next round by following these steps in order:

a. Return your druids (including elder druids) from all temple, player board, menhir, or artifact action spaces to the resting spaces of your player board (). During the course of the game, you may get more available resting spaces for active druids. Remember: while normal druids can be placed on any resting space, elder druids can only be placed on these resting spaces (). Druids that do not have a suitable resting space on your player board or shrine cards must be returned to the roots of the Oak. Druids in the forest are returned to the roots of the Oak.

b. Lay down all druids that are on the last space of an Oak branch on their side. These occupied spaces are now locked.

c. Take back into your hand all moot cards played during the last round.

d. Replenish the supply of ingredients in the forest from the crane bag up to the player count plus 2.

e. Move the solar marker 1 step clockwise. This may trigger a Festival (see page 10).

f. Pass the first-player token clockwise to the next player.

g. Advance the round marker. Start the next round with Dawn.



In a 1 or 2-player game, move the neutral druid in each temple clockwise to the next temple space within that temple.



In a 3-player game, move the neutral druid clockwise to the next temple, placing it on the space with the illustrated druid in that temple.



Final Scoring & Game End

When the 5th round is complete, gain end-game VP in this order:

1. You may brew 1 Darkwood Potion (the potion printed on the board) with your remaining ingredients (if any).
2. If you still have the Carw Gwyn creature card, you may discard it now and gain 6 VP.




The player with the most total VP has lead their order well and brought much honor to the sacred Oak. They receive the wisdom of the Ancients and win the game.

If there is a tie, the winner is whomever has taken the most steps on the Oak branches. If there is still a tie, you share the victory in harmony.

Eclipse Variant

If you are familiar with Oak and want a bit more of a challenge, use this variant. During a Festival, all players whose VP markers are currently ahead of the solar marker must pay the resources

shown on the spaces that their druids occupy on the Oak branches (). Pay as much as you can.

Solo Mode

Broichan is a Scottish druid with connections to the king. He will prove a formidable opponent as you both strive to honor the Oak. His actions will generate VP, as well as take spaces on the board, and refresh card and tile displays. May the protection of the ancestors be yours.

Setup

- » Set up the game for 2 players. Broichan does not have a player board.
- » Choose a color for Broichan. Place all 9 of his druids on the roots of the Oak. Place Broichan's VP marker at the start of the VP track on space 0. Give Broichan the first-player token.



- » Give Broichan all his unique moot cards. Shuffle these and place them as a face-down deck in Broichan's play area.



Extra Rules for Broichan

- » Broichan never gains or pays resources (feathers, mistletoe, or runes).
- » Broichan will gather and use ingredients.
- » Broichan never benefits from creature cards or artifacts. If Broichan receives a creature card, artifact, or shrine/menhir, he receives the VP and discards it (face up) in his play area.
- » Broichan can upgrade druids to elder druids during the game, but he will never use their abilities.

Game Adaptations

The game is played as a normal 2-player game of Oak, with the following exceptions:

Dawn

Broichan's druids all start on the roots of the Oak. These are his available active and passive druids.

Day

When it is Broichan's turn, draw the top moot card from his deck and place it face up. If the moot deck is empty, reshuffle the discard pile before drawing. Find the temple that this card corresponds to and place 1 of Broichan's druids (from the roots of the Oak) on the first free action spot, clockwise from the neutral druid.



Example: If the neutral druid is on the 3-stone space, place Broichan's druid on the 1-stone space.

If all spots are already occupied, Broichan instead takes one step on the Oak branch corresponding to his face up moot card.



If he cannot take a step on this Oak branch he will instead place his druid on the temple action space occupied by the neutral druid.



If Broichan has placed a druid on a temple, he now performs the action shown at the bottom of the card:



Storytelling: Broichan loses 4 VP (this simulates him using artifacts).



Worship: One of Broichan's druids is upgraded to an elder druid. Choose any of his normal druids to upgrade to any kind of available elder druid.



Knowledge: Broichan takes the creature card with the highest number (found in the lower right hand corner of the card). Refill the display.



Wisdom: If able, Broichan brews the highest possible level of the Darkwood Potion and gains VP accordingly. If he cannot brew it, he draws 2 random ingredients from the crane bag.



Mysticism: Broichan takes the artifact in the display with the highest number. Refill the display.



Ritual: Broichan takes a shrine card and places it face up in his play area. If this is his first shrine, he places it with the 2 VP side up, and he takes 2 VP. The next shrine card he acquires will be placed 4 VP side up, on top of the first card, and he'll receive 4 VP. The next is placed on top with the 2 VP side up and he receives 2 VP. Continue to alternate in this way for any additional shrines that he receives.

If Broichan has no druids left on the roots of the Oak at the start of his turn, do not draw a moot card for him. Instead, he passes. If you pass, Broichan will automatically pass on his next turn.

Broichan does not need druids to gather an ingredient, and he will always gather the ingredient closest to the top left. (Top left, and then in a clockwise direction - see image).



Dusk

Broichan's druids on action spots are all placed back on the roots of the Oak.

Solstice Festival

Since he does not gain resources, if Broichan is eligible to participate in a Solstice Festival, he draws ingredients equal to the number of druids he has on Oak branches, no matter where they are positioned.

Oak Branches

If Broichan ever has a set of 3 ingredients of the same kind, he immediately discards them and takes a step on an Oak branch. He uses the following criteria when deciding which branch to climb.

- » He will choose to climb the branch that will currently award him the most VP on the top branch, even if this changes by the time he reaches the highest spot (ignore locked branches).
- » If there is a tie, he will climb the branch where he is closest to the top.
- » If there is still a tie, he will climb the leftmost of the tied options.
- » If all the top spaces are already locked, he will climb the branch where his movement will trigger a Solstice Festival, and break any ties by moving on the left most option.

When Broichan's druids advance on the Oak branches, they might pass solar tokens, move the solar marker, and trigger a Solstice Festival as normal.

Broichan gains 2 VP for each step as normal.

Game End

Just like you, Broichan can try to brew the Darkwood Potion recipe one last time.



Credits

GAME DESIGN: Wim Goossens • **ARTWORK:** Maciej Janik • **PROJECT MANAGER:** Rudy Seuntjens •

GAME DEVELOPMENT: Seb Van Deun • **ART DIRECTION & RULEBOOK DESIGN:** Rafaël Theunis • **EDITOR:** Amanda Erven

PROOFREADERS: Ori Avtalion, Dave Moser, Christine Gijbels • **QUALITY CONTROL:** Eefje Gielis • **LOGISTICS:** Wim Goossens

The author likes to thank his wife Katrien for her continued support and patience, his friends (in particular Gert, Ruben, Wesly, and Jordy) for their great insights and the seemingly endless playtests, and Game Brewer for believing in a new author and bringing Oak to life.

If there is any issue with this product, please contact the vendor where you purchased this game, or contact our customer service at gamebrewer.com/customer-service



Appendix

1. The Moot Cards



Storytelling (Starting Moot Card ⊕)

Feather Temple Actions:

	1-stone space + pay 1 feather: Move 1 card limit marker 1 space to the right.
	2-stone space + pay 6 feathers: Take 1 of the 3 available creature cards.
	3-stone space + pay 6 feathers: Take 1 of the 3 available artifacts.

Feather Oak Action:

	Pay 3 feathers: Advance 1 space on the feather Oak branch.
--	--



Knowledge (Starting Moot Card ⊕)

Mistletoe Temple Actions:

	1-stone space + pay 3 mistletoe: Look through the crane bag and take any 1 ingredient.
	2-stone space + pay 5 mistletoe: Take a shrine card and place it face up in either orientation.
	3-stone space + pay 6 mistletoe: Upgrade 1 druid to an elder druid.

Mistletoe Oak Action:

	Pay 3 mistletoe: Advance 1 space on the mistletoe Oak branch.
--	---



Ritual (Starting Moot Card ⊕)

Rune Temple Actions:

	1-stone space + pay 3 runes: Take up to 2 druids (including elders) from the roots of the Oak and place them in available resting spaces.
	2-stone space + pay 3 runes: Brew 1 potion.
	3-stone space + pay 4 runes: Immediately take any one of your advanced moot cards into your hand. You now have this card available to you for the remainder of the game.

Rune Oak Action:

	Pay 3 runes: Advance 1 space on the rune Oak branch.
--	--



Worship (Advanced Moot Card)

Feather Temple Actions:

	1-stone space + pay 0 feathers: Take 1 druid (or elder) from the roots of the Oak and place it on an available resting space.
	2-stone space + pay 1 feather: Advance 1 druid 1 space on any Oak branch.
	3-stone space + pay 4 feathers: Upgrade 1 druid to an elder druid.

Feather Oak Action:

	Pay 3 feathers: Advance 1 space on the feather Oak branch.
--	--



Wisdom (Advanced Moot Card)

Mistletoe Temple Actions:

	1-stone space + pay 0 mistletoe: Exchange any amount of 1 resource for same amount of any 1 other resource.
	2-stone space + pay 1 mistletoe: Brew 1 potion.
	3-stone space + pay 4 mistletoe: Take 1 of the 3 available creature cards.

Mistletoe Oak Action:

	Pay 3 mistletoe: Advance 1 space on the mistletoe Oak branch.
--	---



Mysticism (Advanced Moot Card)

Rune Temple Actions:

	1-stone space + pay 3 runes: Take a shrine card and place it face up in either orientation.
	2-stone space + pay 4 runes: Take 1 of the 3 available artifacts.
	3-stone space + 6 runes: Resolve an action on any moot card you've already played this phase. You do not need to pay the cost in resources or place any new druids.

Rune Oak Action:

	Pay 3 runes: Advance 1 space on the rune Oak branch.
--	--




Heart of the Oak Moot Card (Special Moot Card)


This card is acquired when you brew The Heart of the Oak potion. This card does not correspond to a temple on the board, but rather has its own temple on the card.

To activate, play the card, place a druid on the temple on the card, choose which action to take, and pay those resources, take the action.

Temple Actions:



Pay 3 feathers: Upgrade 1 druid to any 1 elder druid.



Pay 3 mistletoe: Take 1 of the 3 available creature cards OR brew 1 potion.



Pay 3 runes: Take a shrine card and place it face up in either orientation OR take 1 of the 3 available artifacts.

Heart of the Oak Action:



Pay 3 of any resource in any combination: Advance 1 space on any Oak branch.

2. Druidic Orders




Order of the Bee: Place a druid to upgrade any druid to an elder druid. Follow the normal upgrade procedures. The resting spaces on this order's player board can all hold elder druids ().



Order of the Blackbird: Place an elder druid to take a creature card. Follow the normal rules for taking that card.



Order of the Cairns: Place an elder druid to take a shrine card. Follow the normal rules for shrine placement. Additionally, each shrine/menhir card slot can hold up to 2 shrine cards.



Order of the Fox: Place an elder druid to gain 6 of any 1 resource. The card limit marker can move to the right by paying any 3 resources; they do not need to be the same resources.



Order of the Wild: There are 2 action spaces:

- » Place a druid to brew a potion.
- » Place an elder druid to draw 3 ingredients from the crane bag.

3. Elder Druids



Arch-Druid (gorget): Arch-Druids are the wisest members of the order they lead. If an active Arch-Druid is placed on an action space (temple or special), the cost of that action is reduced by 2 to a minimum of 0.



Bard (instrument): Bards tell tall tales about mythological creatures, and people gather to hear their stories. As soon as you upgrade to a Bard, place a Bard board to the left of your player board to create an extra open space for a creature and shrine/menhir card.



Ovate (satchel): Ovates are healers, seers, and prophets. If you use your Ovate for an action that brews a potion, you may pay 1 fewer ingredient than required to complete the potion. Potions always cost a minimum of 1 ingredient.



Talon-Master (ravens): Talon-Masters are dedicated to Morrigan, goddess of war, and act as enforcers. Your Talon-Master may be placed on the same temple action space as another druid without sending a second druid to the roots of the Oak.



Recluse (cape): Recluses tend to the sacred places of the woods. The Recluse has a dedicated resting space (). Therefore, they do not take up any other resting spaces, and while on the resting space they are considered active and available for use.








Ancients are only available if the Chosen of the Oak potion that creates them is in play.

Ancient (antlers): Ancients are imbued with the Oak's magic and are practically immortal. Your Ancient has all the special abilities of all other elder druids. As soon as you brew the potion that allows you to upgrade to an Ancient, place the Ancient board to the left of your player board. It has a special resting space (to mimic the Recluse), and a space for a creature and a shrine/menhir card (to mimic the Bard). The Ancient may use multiple druid special abilities in one action.








4. Potion Tiles






Level I

	Inspiration (1 acorn + any 1 ingredient): Upgrade one of your druids to an elder druid.
	Bolt of Taranis (1 blueberry + any 1 ingredient): Recharge up to 2 of your artifacts 2x by rotating them 2 spaces counterclockwise, allowing them to be used more times. You cannot recharge already flipped artifacts. This does not cause you to re-gain or re-lose the VP now aligned with your player board.
	Nature's Gift (1 bark + any 1 ingredient): Advance one of your card limit markers 2x or both of your card limit markers 1x, for free.
	Lugh's Touch (1 mushroom + any 1 ingredient): Use any active artifact (owned by you or another player) without using one of its charges. Take the action, but do not rotate the tile clockwise and do not place a druid. <i>Note: You can only use the Golden Kettle artifact once per player turn this way.</i>
	Belenos' Boon (1 root + any 1 ingredient): Trigger a Solstice Festival for you alone. Your VP marker does not need to be behind the solar marker. Do not move the solar marker.

Level II

	Runic Power (1 acorn + 1 blueberry): Build a menhir by paying 6 resources of your choice.
	Summon Dryad (1 blueberry + 1 bark): Move up to 2 steps on 1 Oak branch. You do not gain the VP bonus of your first step; but if you pass a solar token on your first step, resolve that, and any Festival rewards from that first step before advancing further.
	Arduinna's Grant (1 bark + 1 mushroom): Move 1 of your druids 1 step on any Oak branch. Your druid may move onto the last spot, even if already locked.
	Renewal (1 mushroom + 1 root): Resolve an action on any moot card you've already played this phase. You do not need to pay the cost in resources or place any new druids.
	Bloom (1 acorn + 1 root): Move 1 of your resource markers up to the end of its track (space 9).

Level III













	Warp Wood (2 acorns + 1 bark): Move your druids 1 step on each Oak branch. This may be the first step from the roots and may be partial if they do not have available movements on all 3. They cannot move into the last space if locked on a previous round.
	Animal Companion (2 blueberries + 1 mushroom): Search the creature deck for any creature card you want and put it into play in an available slot under your player board. Shuffle the deck before returning it.
	Gift from the Gods (2 barks + 1 root): Search the artifact stack for any artifact you want and put it into play next to your player board. In addition, if this is the first time you brew this potion, you may also take an artifact extension and add it to your player board. For the rest of the game, you can have up to 3 active artifacts. Shuffle the stack before returning it.
	Chosen of the Oak (1 acorn + 2 mushrooms): Upgrade one of your druids to the Ancient druid. Since you may only have 1 of each elder druid, you may only brew this potion 1x.
	Heart of the Oak (1 blueberry + 2 roots): Take your Heart of the Oak special action moot card and add it to your hand. You can only have 1 Heart of the Oak moot card, therefore you may only brew this potion 1x.

Printed on the Board

	Darkwood Potion: You may brew 1 set per use: 3 different ingredients = 3 VP. 4 different ingredients = 5 VP. 5 different ingredients = 7 VP.
---	---











5. Artifact Tiles

N°	Illustration	Effect	N°	Illustration	Effect
1		Moonstone Necklace: Gain 6 feathers. Any excess feathers are lost.	7		Antler Headdress: Upgrade one of your druids to an elder druid. Replace the regular druid as you would with a card action.
2		Arduinna's Pendant: Gain 6 mistletoe. Any excess mistletoe is lost.	8		Golden Kettle: Brew a potion with 1 fewer ingredient than required. Minimum of 1 ingredient.
3		Bag of Runestones: Gain 6 runes. Any excess runes are lost.	9		Golden Sickle: Draw 3 ingredients from the crane bag.
4		Plaque of Cernunnos: You may take a creature card from the display and play it immediately. You must have space available to place the card to use this ability.	10		Cornucopia: Trade any amount of a single resource for the same amount of any other single resource; then gain 3 more of the resource gained (X into Y+3).
5		Wyrddwood Shaper: Take and place a shrine card. You must have space available to place the card to use this ability.	11		Ring of the Seer: Resolve an action on any moot card you've already played this phase. You do not need to pay the cost in resources or place any new druids.
6		Carnyx: Perform any Oak action for free. Don't spend any resources.	12		Shield of Toutatis: Gain 2 VP.

6. Creature Cards

Creature cards remain in play and can be used each time they are applicable. If a phase or action is specified, you may only use the card during that phase or action.

N°	Illustration	Effect	N°	Illustration	Effect
1		Slúagh na Marbh: <u>Ongoing:</u> You may exchange feathers into mistletoe or runes at any time.	6		Each-uisge: <u>Ongoing:</u> You may treat any temple space as a 3-stone space.
2		Bodach: <u>Ongoing:</u> You may exchange mistletoe into feathers or runes at any time.	7		Cù-sìth: <u>Feather temple action:</u> You may pay 1 extra feather to perform the Oak action in addition to the temple action. No other payment is required.
3		Selkie: <u>Ongoing:</u> You may exchange runes into feathers or mistletoe at any time.	8		Buggane: <u>Mistletoe temple action:</u> You may pay 1 extra mistletoe to perform the Oak action in addition to the temple action. No other payment is required.
4		Boggart: <u>Ongoing:</u> You may treat any temple space as a 1-stone space.	9		Yan-Gant-Y-Tan: <u>Rune temple action:</u> You may pay 1 extra rune to perform the Oak action in addition to the temple action. No other payment is required.
5		Dobhar-Chù: <u>Ongoing:</u> You may treat any temple space as a 2-stone space.	10		Ceiliog Lugus: <u>Dawn:</u> Gain 2 feathers.

N°	Illustration	Effect	N°	Illustration	Effect
11		Korrigan: <u>Dawn:</u> Gain 2 mistletoe.	24		Ghillie Dhu: <u>Pass and gather ingredients:</u> You may choose any ingredient from the crane bag instead of gathering an ingredient from the forest. If you do, also discard 1 ingredient of your choice from the forest.
12		Pixie Queen: <u>Dawn:</u> Gain 2 runes.	25		Unicorn: <u>Pass and gather ingredients:</u> You may gather ingredients without sending a passive druid to the forest. You don't need to have an available druid on the roots to gather ingredients.
13		Aos Si: <u>Dawn:</u> Draw 1 ingredient from the crane bag.	26		Fachan: <u>Building a menhir:</u> Pay 3 fewer resources of your choice.
14		Aonbharr: <u>Solstice Festival:</u> Gain 1 extra resource of any resource type you gain. Can be 1 extra of all 3 resources if you gain all 3 during the Festival.	27		Glaistig: <u>Taking a shrine/menhir:</u> You may also gather an ingredient from the forest without placing a passive druid.
15		Bugul Noz: <u>Solstice Festival:</u> Gain 2 resources of your choice (same type), even if you are not eligible to participate in the Festival.	28		Leanan sídhe: <u>Recruiting a druid:</u> You may also gather an ingredient from the forest without placing a passive druid.
16		Caoineag: <u>Any temple action:</u> Pay 1 less resource.	29		Tarw Cernunnos: <u>Using an artifact:</u> Gain 1 VP any time you activate an artifact (even with Lugh's Touch).
17		Clurichaun: <u>Brewing a potion:</u> Take back 1 used ingredient of your choice. You must have it to pay but may immediately reclaim it.	30		The Unseelie Court: <u>Moving your card limit marker:</u> Pay 2 fewer resources.
18		Fear Dearg: <u>Brewing a potion:</u> You may pay 2 resources of your choice to substitute for any 1 ingredient. You may do this as many times as you want.	31		Gancanagh: <u>Ongoing:</u> Provides 2 additional resting spaces to place druids when they return home at Dusk.
19		Abhartach: <u>On your turn:</u> You may pay 1 ingredient token to gain 1 resource of your choice. Return the ingredient token to the crane bag. You may do this as many times as you want.	32		The Seelie Court: <u>1x immediate use:</u> Choose a potion tile from the unused potion tiles in the box and place it on this card for the remainder of the game. You are the only player who may brew this potion.
20		Fear Gorta: <u>Taking a creature card:</u> You may pay 2 fewer resources. Does not apply to this card.	33		Pùca: <u>Ongoing:</u> Adds 2 extra creature card spots. This card remains in play and continues to occupy 1 spot.
21		Cailleach: <u>Taking a creature card:</u> Instead of taking a card from the display, you may look at the top 6 creature cards of the deck and choose 1. Shuffle and place the 5 discards under the draw pile. If you look at the top 6 cards you must choose 1 of those.	34		Carw Gwyn: <u>1x use:</u> Lose 3 VP when you take this card. Discard to gain 6 VP. Can be played, but also saved, and then tactically used when desired, including during final scoring.
22		Fuath: <u>Ongoing:</u> Any druid may be used for a special action space, even if it normally requires elder druids.	35		Ellén Trechend: <u>1x immediate use:</u> Gain 5 VP. The card still takes up a card spot, but has no further effect.
23		Groac'h: <u>Ongoing:</u> Your elder druids may always be placed in a temple action space that contains another druid, without needing to send a second druid to the roots of the Oak (As if they were a Talon-Master).			

7. Iconography

	Receive the indicated amount		Feather		Shrine		Feather branch
	Receive a supplemental indicated amount		Mistletoe		Menhir		Mistletoe branch
	Pay the indicated amount		Rune		Druid		Rune branch
	Reduce the cost as indicated		Artifact		Elder druid		A branch of your choice
	Pay		Ingredient token		Locked space		1-stone temple
	When ...Then ...		Bark		Arch-Druid		2-stone temple
	Move/Rotate/ Gain		Root		Bard		3-stone temple
	Clockwise		Blueberry		Ovate		Heart of the Oak stone temple
	Slide/Move		Acorn		Talon-Master		Action space
	Transform		Mushroom		Recluse		Elder druid action space
	Perform again/ Refresh		Ingredient forest		Ancient		Resting space for druids
	Exchange		Potion		Basic income		Resting space for druids and elder druids
	Flip		Creature card		Solstice Festival income		5 Victory Points
	Or		Moot card		Solstice		Reminder to brew Darkwood Potion 1x at the end of the game
	Per / From		Heart of the Oak moot card		Solar marker		Round marker
	Allowed / Completed		Roots of the Oak		Card limit marker		First player token
	Do not / Remove						You
	Look						Another player
	Crane bag						